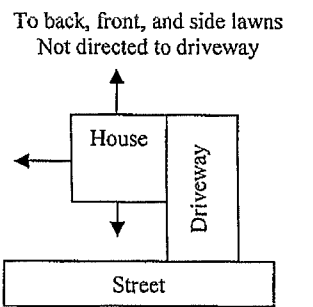
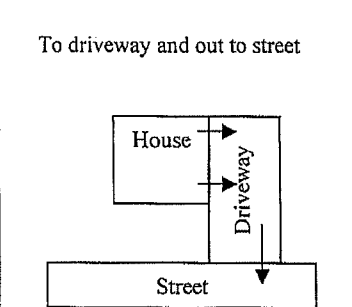
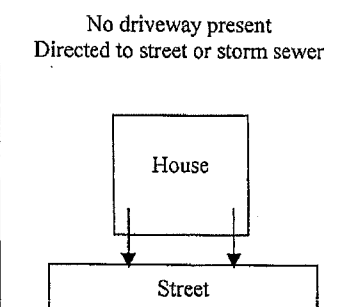
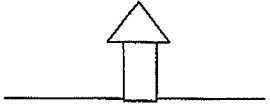
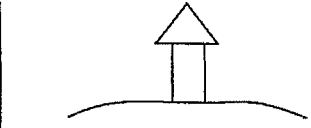
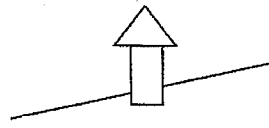


STORMWATER MANAGEMENT PERMIT APPLICATION

Applicant Name and Address:		
What is the nature of your project? (check all that apply)		
<input type="checkbox"/> Single Family Home	<input type="checkbox"/> Paved Driveway	<input type="checkbox"/> Deck (w/ roof)
<input type="checkbox"/> Addition to Home	<input type="checkbox"/> Gravel Driveway	<input type="checkbox"/> Earthwork (fill or excavation)
<input type="checkbox"/> Garage	<input type="checkbox"/> Outdoor Stone Patio	<input type="checkbox"/> Subdivision/Land Development
<input type="checkbox"/> Storage Shed	<input type="checkbox"/> Deck (no roof)	<input type="checkbox"/> Other (explain) _____
What is the total amount of disturbed area for the project? (limits of fill placement, excavation, tree/shrub clearing)		
Length (feet)		
Area = Length x Width	<input style="width: 100px; height: 20px;" type="text"/>	Width (feet) Area = _____ (sq. ft.)
What is the total amount of impervious area for the project? (asphalt, concrete, compacted gravel, stone, roofs)		
Length (feet)		
Area = Length x Width	<input style="width: 100px; height: 20px;" type="text"/>	Width (feet) Area = _____ (sq. ft.)
If the project involves roofing, are gutters and rainspouts used? Yes No (circle one)		
If rainspouts are used, select the sketch below that approximates where they are directed:		
<p>To back, front, and side lawns Not directed to driveway</p> 	<p>To driveway and out to street</p> 	<p>No driveway present Directed to street or storm sewer</p> 
Indicate the slope of the site the project is located on by selecting one of the sketches below:		
 <p>Mild slopes or flat</p>	 <p>Perched project – slopes in all directions</p>	 <p>Steep slope in one general direction</p>
**** Include additional sketches and sheets as necessary ****		
Reviewer Signature: _____		Date: _____ APPROVED DENIED

ARTICLE VI - FEES AND EXPENSES

Section 601. General – Fee Schedule

- A. The Stormwater Application and review fees due at the time of application are as follows:
1. Administrative fee: \$150.00
 2. Review of SWM Plan (see Appendix B and Table III.1 for Level descriptions and submission requirements):
 - A. Level 1: No Review Fee
 - B. Level 2: \$250.00
 - C. Level 3: \$750.00
 - D. Level 4: Review fee based on actual costs incurred for review by Township Engineer and will depend on project size and scope.
 3. Inspections: \$150.00/per inspection
- B. Fees for subsequent submissions and review shall be the sum of 25% of the initial fee.
- C. The Township Board of Commissioners may amend the Application and Review Fee Schedule by duly enacted Ordinance.